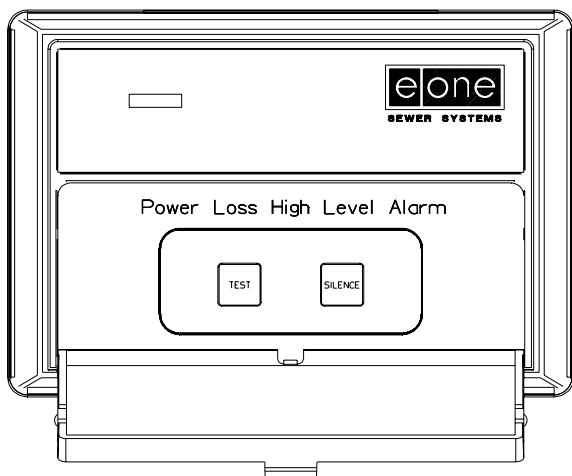


Remote Sentry Alarm Module



Description

The Remote Sentry Alarm module provides visual and audible indication when the water level inside the grinder pump tank reaches a predetermined level. It is ideally suited for installations where the outdoor alarm panel is located in an area that is infrequently inspected or obstructed from view. It may also be used with the E/One Indoor Grinder Pump Unit (IDU) in installations where the IDU is isolated in a basement or utility room.

The Remote Sentry Alarm module continues to operate during a loss in AC power when used with the following E/One products:

E/One Sentry alarm panels with contact group

Model 255-3 and Model 265-1 alarm panels

IDU stations delivered since 2002

All E/One Protect and PreSTAT alarm panels

All E/One power-loss alarm panels with “switch-over” dry contacts

Standard Features

Low profile attractive case

Lithium battery operated

Audible alarm (70 dB)

Visual alarm

Push to silence audible alarm switch

Push to test visual & audible alarm

Low Battery audible/visual indications

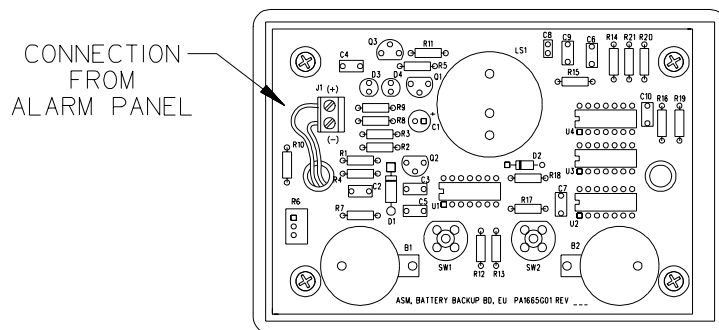
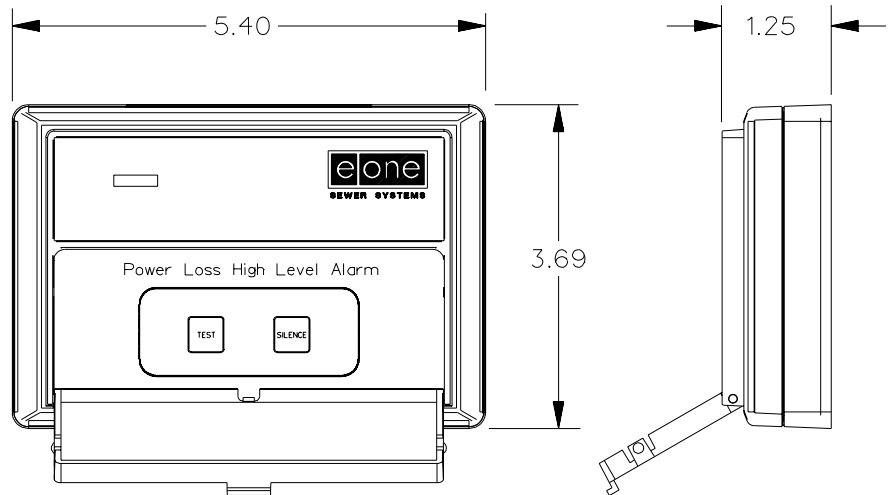
Optional Features

Operates without AC power if used with E/One power -loss alarm panels or IDU stations delivered since 2002

Note: Wireless cores — The Remote Sentry Indoor Alarm Module will operate as a power-loss indicator in the event of a power outage (no power to core)

REMOTE SENTRY

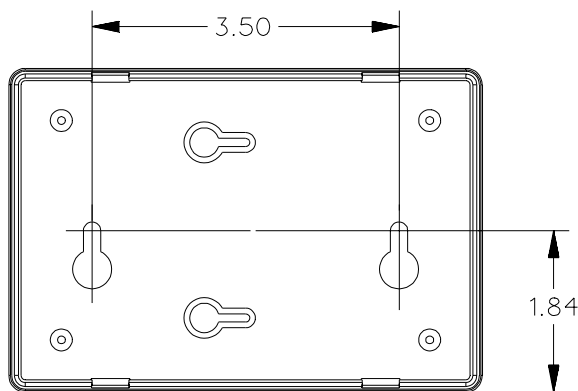
LOW PROFILE CASE
 LITHIUM BATTERY OPERATED
 AUDIBLE ALARM
 PUSH TO SILENCE ALARM
 PUSH TO TEST ALARM



REMOTE SENTRY
 SHOWN
 WITHOUT COVER

SPECIFICATIONS

12 VDC POWER SUPPLY - (4) LITHIUM CELLS
 THERMOPLASTIC ENCLOSURE - LOW PROFILE WALL MOUNT
 (5.4" W x 3.69" H x 1.25" D)



MOUNTING DIMENSIONS



DRL	CAH	12/12/01	-	1/2
DR BY	CHK'D	DATE	ISSUE	SCALE
REMOTE SENTRY				
LM000196				